

Average time between a child entering care and moving in with its adoptive family

512 Days


500 Target

Achieved 

Average time between the Local Authority receiving court authority to place a child and the Local Authority deciding on a match to an adoptive family

165 Days

160 Target

Achieved 

Fostering/adoption of Children in Care aged 10 to <16 years old

81.0 Percentage

82.0 Target

Achieved 

Number of Children in Care per 10,000 under 18s

50.1 Rate


49.8 Target

Achieved 

Stability of placements of Children in Care : Number of moves

5.0 Percentage


3.0 Target

Achieved 

Stability of placements of Children in Care: length of placement

65.0 Percentage

70.0 Target

Achieved 

Children in Care cases which were reviewed within required timescales

99.5 Percentage

97.0 Target

Achieved 

Participation of Children in Care in reviews

99.6 Percentage


97.0 Target

Achieved 

Percentage of Children in Care with an up to date health check

88.7 Percentage


95.0 Target

Not achieved 

Percentage of Children in Care with an up to date dental check

76.1 Percentage


80.0 Target

Achieved 

Percentage of Children in Care with an up to date routine immunisations

76.1 Percentage

80.0 Target

Achieved 

Children in Care Living within a Family Environment

76.3 Days

80.0 Target

Not achieved 

16-17 year old Children in Care who are participating in Learning

79.8 Percentage


90.0 Target

Not achieved 

Care Leavers in Suitable Accommodation

91.9 Percentage

95.0 Target

Achieved 

Care Leavers in Education, Employment or Training

49.4 Percentage

60.0 Target

Not achieved 

Corporate Parenting Panel

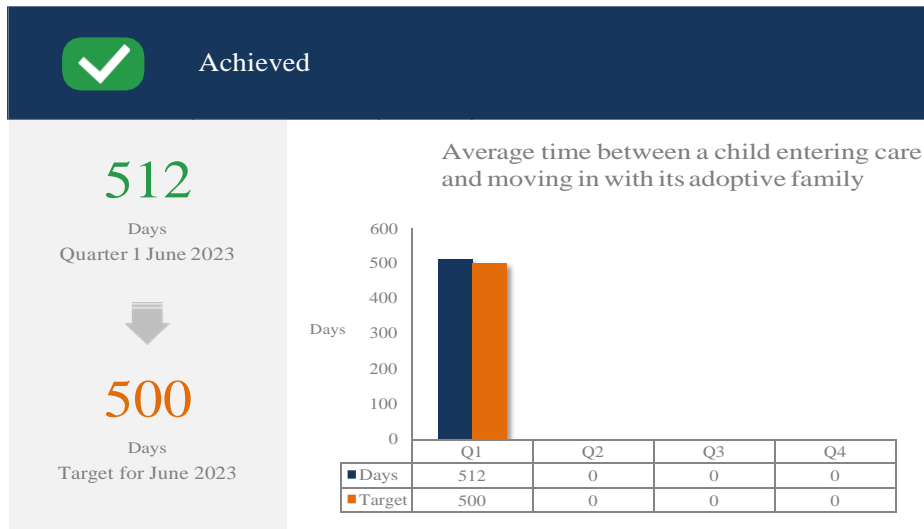


Children Are Healthy and Safe

Children are Healthy and Safe

Average time between a child entering care and moving in with its adoptive family

Average number of days between the child entering care and moving in with their adoptive family. A lower number of days taken to move a child from care into an adoptive family indicates a better performance.



About the latest performance

Performance in 2022/23 - Q1: 513 , Q2: 497, Q3: 517, Q4: 505

There has been continued significant delay in the length of time care proceedings are taking this will continue to have some impact on the statistics and data for this year and accounts for the increased timescales. This measure is a 'rolling' 3 yearly average, as we have moved forward the calculation has considered more of the period covered by the pandemic, which has in turn increased the rolling average figure. It is important to note that the figure presented includes some rare anomalies which have also adversely affected the overall timescales, such as one case which lasted for over 2000 days due to an unusual amount of disruption as well as an increase in the number of children deemed harder to place in general.

There are also some children later adopted by their foster carers, but this measure does not properly take in to account the time they began living with those families, producing a longer timescale than there was in reality.

About the target

There has been delay in court proceedings that will have impact on our average days over the next year.

About the target range

If we were to go above 550 day we would want to highlight this to Scrutiny members.

About benchmarking

No benchmarking information is available.



Children Are Healthy and Safe

Children are Healthy and Safe

Average time between the Local Authority receiving court authority to place a child and the Local Authority deciding on a match to an adoptive family

Average number of days between the local authority receiving the court order to place a child and the local authority deciding on a match to an adoptive family.

A lower number of days taken to match a child to an adoptive family indicates a better performance.



Achieved

165

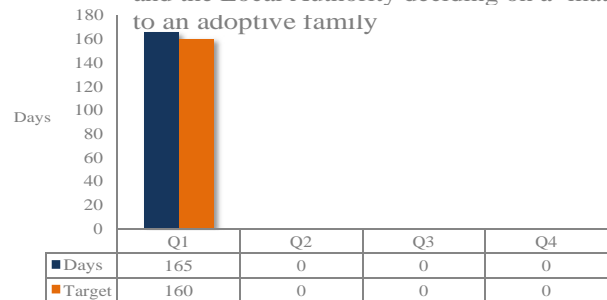
Days
Quarter 1 June 2023



160

Days
Target for June 2023

Average time between the Local Authority receiving court authority to place a child and the Local Authority deciding on a match to an adoptive family



About the latest performance

Performance in 2022/23 - Q1: 167, Q2: 160, Q3: 161, Q4: 165

There are signs that the timescale is continuing to decline, this has, however been impacted in an increase in the number of birth parents who are appealing the decision to make a Placement order which impacts on the timescales for matching.

About the target

There are signs that this timescale is going down, and this has been helped by the family finding processes in the region as well as in house

About the target range

Both upper and lower tolerances have been set at 10 days (average

About benchmarking

No benchmarking information is available.



Children Are Healthy and Safe

Children are Healthy and Safe

Fostering/adoption of Children in Care aged 10 to <16 years old

Percentage of Children in Care aged 10 to under 16 who have been fostered or placed for adoption



Achieved

81.0

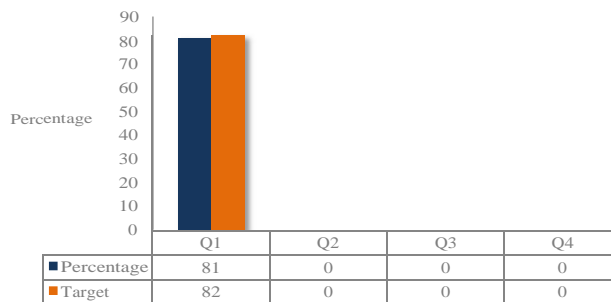
Percentage
Quarter 4 March 2023



82.0

Percentage
Target for June 2023

Fostering/adoption of Children in Care aged 10 to <16 years old



About the latest performance

Performance in 2022/23 - Q1: 79.4%, Q2: 80%, Q3: 80.7%, Q4: 80%

Current performance has met the targets set.

About the target

Target to remain the same as previous year at 82% performance has improved over the last year and has remained above 80%. This is indicative of a reduction in the number of foster carers, challenges in foster carer recruitment and children with complex needs.

About the target range

A 3% variance is set for the upper value and 2% for the lower value.

About benchmarking

benchmarking data no longer available.



Children Are Healthy and Safe

Children are Healthy and Safe

Number of Children in Care per 10,000 under 18s

Children in Care per 10,000 population aged under 18. There are a number of reasons why a child may be 'looked after' by the local authority. Most often it is because the child's parents or the people who have parental responsibilities and rights to look after the child are unable to care for the child, have been neglecting the child or the child has committed an offence. The local authority has specific responsibilities and duties towards a child who is being looked after or who has been looked after. This measure is reported taking a snapshot in time. So for example Q2 is performance as at 30th September.

A lower rate of children looked after by the Local Authority indicates a better performance.



Achieved

50.1

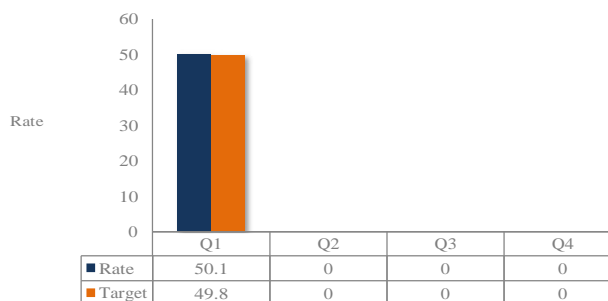
Rate
Quarter 1 June 2023



49.8

Rate
Target for June 2023

Number of Children in Care per 10,000 under 18s



About the latest performance

Performance in 2022/23 - Q1: 50.1, Q2: 50, Q3: 51.3, Q4: 49.1

This measure is just over the target (49.8%) but is within tolerance and has therefore achieved this quarter. This target has been revised upward in comparison to recent years to take into account the effects of the National Transfer Scheme and the number of children in care per 10,000 remains at a relatively high level compared to recent years. The recent growth in numbers is attributable to the Council's safeguarding responsibilities and is partly attributable to the number of unaccompanied asylum-seeking children that have arrived as part of the new temporary mandated National Transfer Scheme. The expectation is that Lincolnshire will take a maximum of 144 children which equates to 0.1% of the general child population and therefore there continues to be a likely impact of growth going forward.

Despite the recent growth and the potential for future increase there continues to be an emphasis on prevention from children coming into care and exit planning from the care system where it can be achieved. However, even with the increase, the Lincolnshire number of Children in Care (CiC) per 10,000 remains significantly below the most recent published figures both nationally and by our statistical neighbours (70 per 10,000 and 65 per 10,000 respectively as of 31st March 2022).

About the target

The target remains the same as last year due to sustained consistency. The unsettling situation in the Ukraine may impact and the increasing number of children who are presenting with more complex needs.

About the target range

The target varies per quarter to take into account variances in the projected Children in Care cohort throughout the year. The tolerance allows for the number of Children in Care to vary by approximately -35 children and +70 children either side of the target each quarter.

Anything above or below this number would be flagged, indicating a significant variance from the current position.

About benchmarking

We can compare ourselves both nationally and with similar authorities on an annual basis



Children Are Healthy and Safe

Children are Healthy and Safe

Stability of placements of Children in Care : Number of moves

Percentage of Children in Care with three or more placements



Achieved

5.0

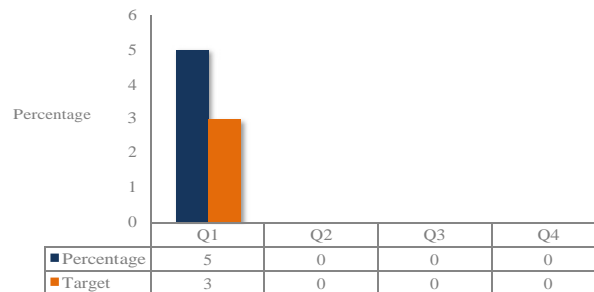
Percentage
Quarter 1 June 2023



3.0

Percentage
Target for June 2023

Stability of placements of Children in Care :
Number of moves



About the latest performance

Performance in 2022/23 - Q1: 1%, Q2: 5%, Q3: 6%, Q4: 9%

Current performance has met the targets set.

About the target

Target is set at 9% current performance at qtr 3 is showing 7%, however we know that the data cleaning for the 903 will increase this figure to 9% which was similar to last years position.

About the target range

We have applied a tolerance for each quarter to allow for the cumulative performance throughout the year. Our stat neighbours for last year were performing at 9% which matches our target for this year.

About benchmarking

We can compare ourselves both nationally and with similar authorities on an annual basis

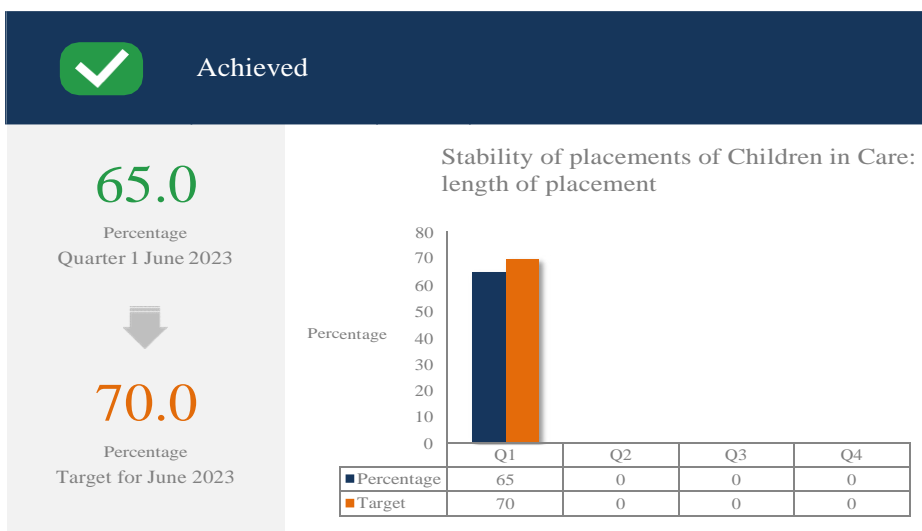


Children Are Healthy and Safe

Children are Healthy and Safe

Stability of placements of Children in Care: length of placement

Percentage of Children in Care in the same placement for at least two years



About the latest performance

Performance in 2022/23 - Q1: 67.6%, Q2: 70.3%, Q3: 69.9%, Q4: 64.2%

Current performance has met the targets set.

About the target

Target to remain the same as the previous year. Performance over this year has remained consistent at around 69%.

About the target range

Tolerances for this measure take into account the current performance.

About benchmarking

We can compare ourselves both nationally and with similar authorities on an annual basis



Children Are Healthy and Safe

Children are Healthy and Safe

Children in Care cases which were reviewed within required timescales

Percentage of Children in Care cases that have been reviewed within timescales



Achieved

99.5

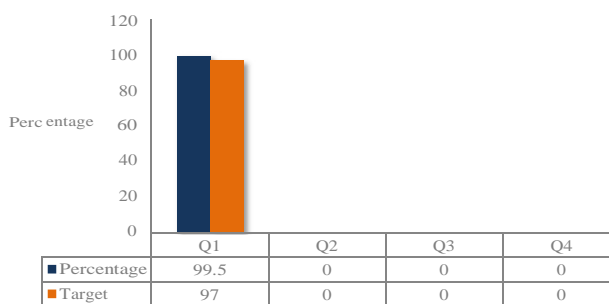
Percentage
Quarter 1 June 2023



97.0

Percentage
Target for June 2023

Children in Care cases which were reviewed within required timescales



About the latest performance

Performance in 2022/23 - Q1: 99.9%, Q2: 99.5%, Q3: 99.1%, Q4: 98.8%

Current performance has met the targets set.

About the target

Target remains at 97% to take into account current performance.

About the target range

As the target is 95%, an upper value of 4.5% has been set.

A lower value of 95% has been set to highlight any performance lower than 95%

About benchmarking

We can compare ourselves both nationally and with similar authorities on an annual basis



Children Are Healthy and Safe

Children are Healthy and Safe

Participation of Children in Care in reviews

Percentage of Children in Care who participated in their reviews



Achieved

99.6

Percentage
Quarter 1 June 2023



97.0

Percentage
Target for June 2023

Participation of Children in Care in reviews



About the latest performance

Performance in 2022/23 - Q1: 94.8%, Q2: 94.6%, Q3: 98.6%, Q4: 98.6

There has been ongoing work to ensure reporting on Mosaic improved and this has now come to fruition. It is a cumulative measure and there will always be some young people who chose not to participate in reviews despite our best endeavours so the fact that we have exceeded the target is a testimony to the hard work in engaging young people in their care plans.

About the target

Target remains at 97% to take into account current performance.

About the target range

As the target is 95%, an upper value of 4.5% has been set.

A lower value of 95% has been set to highlight any performance lower than 95%

About benchmarking

We can compare ourselves both nationally and with similar authorities on an annual basis

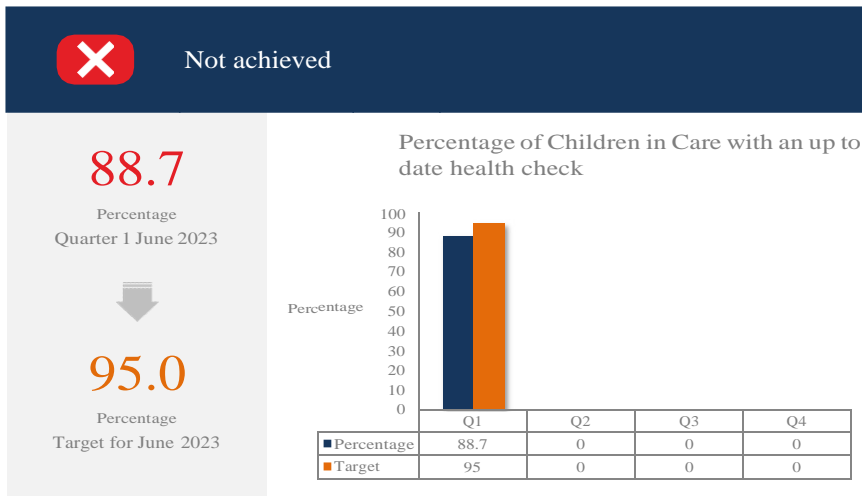


Children Are Healthy and Safe

Children are Healthy and Safe

Percentage of Children in Care with an up to date health check

Percentage of Children in Care with an up to date health check record



About the latest performance

Performance in 2022/23 - Q1: 88.3%, Q2: 90.1%, Q3: 89.6%, Q4: 90.9%

The number of children in care has increased and there is evidence of more young people aged 16/17 entering care and exercising their right to refuse an assessment. These include young asylum seeking children who have come through the national transfer scheme. This age group of children are often not committed to accessing their health assessment, although they continue to access healthcare when required. The Children in Care Teams continue to encourage and promote health assessments with their young people but have to accept their right to refuse.

There has been a lot of activity to improve the timeliness of Initial Health Assessment and this measure has improved.

About the target

Target remains as previous year, tolerance allows performance to be in line with this year's performance.

About the target range

An upper tolerance of 4.5% has been set. This would mean that if all checks were done within timescale we would have achieved an excellent outcome, which would be shown as better than target.

A lower tolerance of 2% has been set to allow for under performance. Data from the last two years shows achieving 93% is very achievable and performance has not often fallen below this marker.

About benchmarking

We can compare ourselves both nationally and with similar authorities on an annual basis



Children Are Healthy and Safe

Children are Healthy and Safe

Percentage of Children in Care with an up to date dental check

Percentage of Children in Care with an up to date dental check



Achieved

76.1

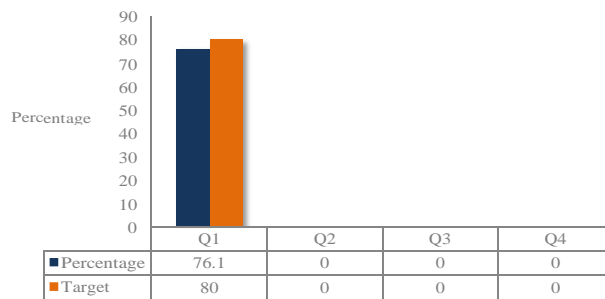
Percentage
Quarter 1 June 2023



80.0

Percentage
Target for June 2023

Percentage of Children in Care with an up to date dental check



About the latest performance

Performance in 2022/23 - Q1: 71.1%, Q2: 72.5%, Q3: 72.9%, Q4: 77.5%

Current performance has met the targets set.

About the target

Target remains as last year due to sustained consistency.

About the target range

An upper tolerance of 5% has been set. This would mean that if all checks were done within timescale we would have achieved an excellent outcome, which would be shown as better than target.

A lower tolerance of 5% has been set to allow for under performance.

About benchmarking

We can compare ourselves both nationally and with similar authorities on an annual basis



Children Are Healthy and Safe

Children are Healthy and Safe

Percentage of Children in Care with an up to date routine immunisations

Percentage of Children in Care with an up to date routine immunisations recorded



Achieved

76.1

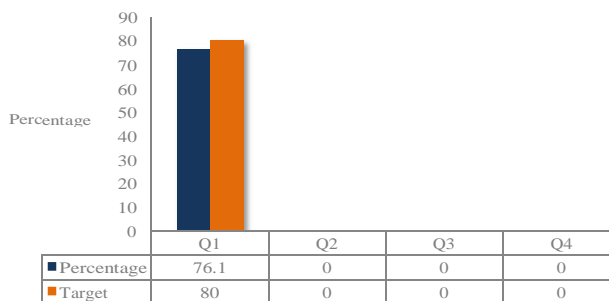
Percentage
Quarter 1 June 2023



80.0

Percentage
Target for June 2023

Percentage of Children in Care with an up to date routine immunisations



About the latest performance

Performance in 2022/23 - Q1: 70.5%, Q2: 69%, Q3: 70.6%, Q4: 75.5%

Current performance has met the targets set.

About the target

Target remains as last year due to sustained consistency.

About the target range

An upper tolerance of 5% has been set. This would mean that if all checks were done within timescale we would have achieved an excellent outcome, which would be shown as better than target.

A lower tolerance of 5% has been set to allow for under performance.

About benchmarking

We can compare ourselves both nationally and with similar authorities on an annual basis



Children Are Healthy and Safe

Children are Healthy and Safe

Children in Care Living within a Family Environment

Percentage of Children in Care Living within a Family Environment



Not achieved

76.3

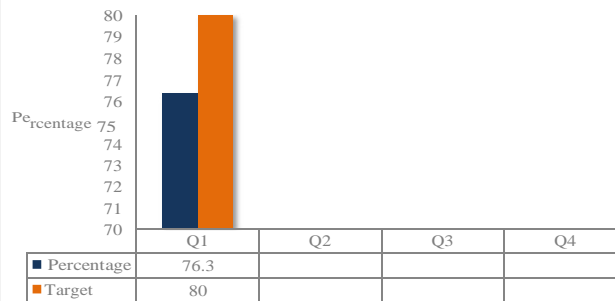
Days
Quarter 1 June 2023



80

Days
Target for June 2023

Children in Care Living within a Family Environment



About the latest performance

Performance in 2022/23 - Q1: 80.4%, Q2: 79.2% , Q3: 79%, Q4: 77.3%

The current target for 2023-24 is 80%. At 76.3% this is performing just below the target range (77% - 82%). This measure has previously been within the target tolerance, but as the children in care cohort changes constantly, the figure does vary between quarters, and it is yet to be seen as to whether this is a temporary dip or part of a longer-term trend. To illustrate how the figure can vary over quite short periods of time, at the start of June the figure stood at 77.4%, within the target range, whereas by the end of the month the figure had dropped to 76.3%, slightly below. Family placements are a continued focus for the Council as for many children in care, a family placement is deemed the most suitable means of offering care and maintaining children within their family networks. The Council continue to explore enabling children and young people to remain within their family or extended network if they cannot, for whatever reason, live with their parents. We are aware of the increased number of age assessments of Unaccompanied Asylum Seeking Children (UASC) which result in a non-family placement which will be affecting this measure. This is likely to continue to increase.

About the target

Target remains as last year due to sustained consistency.

About the target range

We aim to have the majority of our children in care placed within a family environment where appropriate. Anything above 82% is worthy of celebration and anything below 77% needs to be addressed with actions.

About benchmarking

Benchmarking data is not available due to the measure being a local measure



Readiness for Adult Life

Readiness for Adult Life

16-17 year old Children in Care who are participating in Learning

This measures young people recorded as being Children in Care participating in learning at the end of the reporting period and will not take into consideration the length of time that they have been in local authority care.

Numerator: Number of Children in Care participating in learning at the end of the reporting period.

Denominator: Number of Children in Care at the end of the reporting period.

The percentage is calculated as follows: Numerator divided by the denominator multiplied by 100. The parameters of this measure were previously defined as recording 16-18 year old Children in Care participating in learning. As of Q1 2017/18 onwards, the Department for Education no longer require monitoring of children aged 18, and so the measure has been amended accordingly, restricting data provision to 16-17 year old Children in Care only. A higher percentage of Children in Care participating in learning indicates a better performance.



Not achieved

79.8

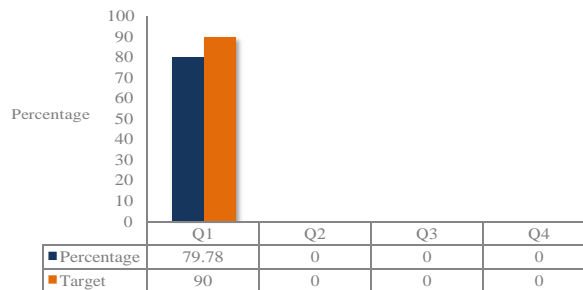
Percentage
Quarter 1 June 2023



90.0

Percentage
Target for June 2023

16-17 year old Children in Care who are participating in Learning



About the latest performance

Performance in 2022/23 - Q1: 81.4%, Q2:73.3% , Q3: 75%, Q4: 83.2%

The Virtual School co-ordinates Personal Education Plans for all our 16 and 17 year old children in care, ensuring that every young person has a plan which is reviewed termly. These bring young people, their social workers, carers and providers together to focus on educational need, any potential barriers to participation in learning and ensures that our young people are supported appropriately. As some of our young people in care struggle to access or sustain engagement in learning, access to therapeutic support and/or alternative routes into educational opportunities are explored through the Personal Education Plan and may be supported by Post 16 Pupil Premium funding. Challenges in securing mid year school places and English for Speakers of Other Languages (ESOL) provision for the increased number of recently arrived unaccompanied asylum seeking young people aged 16-17 has impacted on this quarter's performance. Interim tuition provision is commissioned by the Virtual School to ensure young people have access to learning whilst awaiting a place at an educational setting.

About the target

Target remains the same as the previous year. Q2 & Q3 targets lower to allow for the expected dip at this time of year due to September being the start of the tracking process

About the target range

The target range is set at a level to allow for 2 percentage points above the target and 5 percentage points below the target.

About benchmarking

Benchmarking information is not available for this cohort



Readiness for Adult Life

Readiness for Adult Life

Care Leavers in Suitable Accommodation

A care leaver is a young person who reaches the age of 18 who had been in local authority care.

Numerator: Number of care leavers turning 19 years of age in the year who are living in accommodation deemed as "suitable".

Denominator: Number of care leavers turning 19 years of age in the year.

The percentage is calculated as follows: Numerator divided by the denominator multiplied by 100. A higher percentage of care leavers in suitable accommodation indicates a better performance.



Achieved

91.9

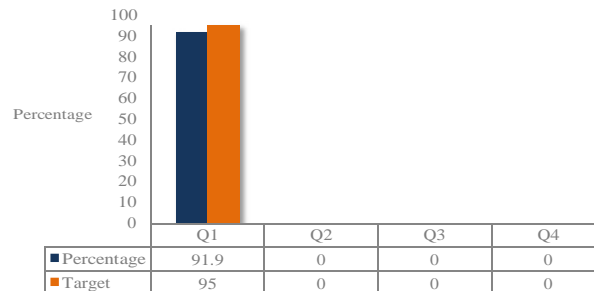
Percentage
Quarter 1 June 2023



95.0

Percentage
Target for June 2023

Care Leavers in Suitable Accommodation



About the latest performance

Performance in 2022/23 - Q1: 92.4%, Q2: 93.5%, Q3: 92%, Q4: 91.7%

Ordinarily the proportion of young people in suitable accommodation for 19-, 20- and 21-year-olds runs at between 94% and 95%. The most recent Child level data analysis reported a percentage of 94% in suitable accommodation.

The definition of the suitability of accommodation is very strict, and whilst the definition would deem some of the accommodation options unsuitable, the young person might be making an informed choice (as an adult) about where they live and how they live. For example, the monthly tracker continues to identify a small number of young people who are choosing to live with friends and sleep on their sofa. This is deemed unsuitable, but the decision to live on a friend's sofa is the informed choice of the young person. We also know of one young person who still chooses to live in a caravan on their ex foster carers driveway and another young person who has turned down accommodation to live on their mothers driveway in a car. Both these young people have had multiple offers of supported living but choose to live where they are. This is still deemed as unsuitable by the criteria. There is also a small number of young people in temporary accommodation, provided by the District Council, whilst the housing authority is addressing homelessness and finding a long-term solution with the leaving care service.

In addition to the above, custody is also always deemed unsuitable. There has however been a small increase in the numbers of young people in custody. Ironically, being in custody qualifies as being in education training and employment but is deemed as unsuitable accommodation.

The Head of Service continues to monitor unsuitable accommodation on a case by case basis every month.

About the target

Target has remained the same. Performance in the low nineties and if we achieve this or higher this reflects good performance overall.

About the target range

The lower target has been set at the 25% quartile. Meaning if we fall below this we will not be in the top 25% of authorities. The upper target has been set 5% above this.

About benchmarking

Benchmarking information is available.



Readiness for Adult Life

Readiness for Adult Life

Care Leavers in Education, Employment or Training

The number of care leavers turning 19 years of age in the year who are in either Education, Employment or Training



Not achieved

49.4

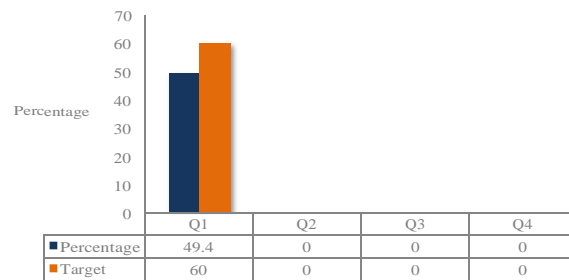
Percentage
Quarter 1 June 2023



60.0

Percentage
Target for June 2023

Care Leavers in Education, Employment or Training



About the latest performance

Performance in 2022/23 - Q1: 54.3%, Q2: 50.7%, Q3: 47.3%, Q4: 47.1%

This measure remains below target is moving in a positive direction and has improved. The Leaving Care Service continues to monitor every single young person who is not in EET. The Service continues to report monthly on the efforts of the service to re-engage individuals back into EET. LCC tracks this performance regularly and monitors those young people who fall into NEET and those that re secure EET.

The Leaving Care service is working with the Corporate Parenting Manager to look at the emotional wellness and the recovery of young people as this is the biggest barrier to engaging in EET, alongside the plethora of activity to support young people accessing EET. As mental health/emotional wellbeing is one of the biggest barriers to our young people accessing EET, the wellbeing worker and Mental Health professionals remain in post to offer additional support to those young people with poor mental health and those who are unable access to work. Individual wellbeing and recovery are central to improving the EET in the long term. The impact of these posts within the service was praised during the recent Ofsted inspection as an effective method of listening to what young people need, addressing their needs, and effectively reintroducing support and services to young people and overcoming barriers to remaining EET.

About the target

Target to remain the same as this is based on both recent performance and in comparison with other local authorities nationally.

About the target range

Tolerances for this measure take into account the current performance

About benchmarking

We can compare ourselves both nationally and with similar authorities on an annual basis